




LG Chocolate® TOUCH

Carrier: Verizon Wireless

Software tested: VX857V05

How to find the software version: On the Home screen touch the **Menu Touch soft key**  → **Settings** → **Phone Info** → **SW/HW version**

Note: **BMW makes no guarantees or warranties as to the performance of each phone while connected to your BMW via Bluetooth® Wireless Technology. Furthermore, software releases by BMW, the phone supplier or the wireless carrier dated after testing might alter compatibility results.**



Vehicles compatible:

1 Series
3 Series
5 Series
6 Series
7 Series
7 Series
X3
X5
X6
Z4

Produced after

September 2006
September 2006
September 2006
September 2006
March 2005 to September 2008
November 2008
September 2006
October 2006
October 2006
March 2009

Pairing Instructions:

1. Set vehicle in pairing mode. For details please see the vehicle user's manual.
2.
 - To turn Bluetooth on at handset: On the Home screen touch the Menu Touch soft key  → Settings → Bluetooth Menu → Turn On
 - To search for Bluetooth devices: On the Home screen touch the Menu Touch soft key  → Settings → Bluetooth Menu → Add
 - Your phone will display a list of any Bluetooth device(s) that it discovers in range and available to be paired. Select the name of the Bluetooth enabled device (e.g. BMWxxxxx) with which you are pairing and press Select. Please note that the Bluetooth enabled device name may first appear as "Handsfree".
3. Type in a passkey on the handset first (on some BMW models, the passkey that is required for this step is fixed. See the car manual for the passkey. On all other cars the passkey can



- be selected by the user).
4. The Confirm Passkey dialog appears on the display of the car:



Repeat the passkey that was used on the handset to authenticate the handset and press Confirm passkey.

Limitations:

1. **Call Waiting is not completely supported**