



BlackBerry® Tour™ 9630

Carrier: Verizon Wireless

Software tested: 4.7.1.61

How to find the software version: On the Home screen press **Options → About**

Note: **BMW makes no guarantees or warranties as to the performance of each phone while connected to your BMW via Bluetooth® Wireless Technology. Furthermore, software releases by BMW, the phone supplier or the wireless carrier dated after testing might alter compatibility results.**



Vehicles compatible:

1 Series
3 Series
5 Series
6 Series
7 Series
7 Series
X5
X6
Z4

Produced after

September 2005
September 2005
September 2005
September 2005
March 2007 to September 2008
November 2008
October 2005
October 2005
March 2009

Pairing Instructions:

1. Set vehicle in pairing mode. For details please see the vehicle user's manual.
2.
 - To turn Bluetooth on at handset: On the Home screen press Options → Bluetooth → press  Button → Enable Bluetooth
 - To search for Bluetooth devices: On the Home screen press Options → Bluetooth → press  Button → Add Device → Add Device screen select Search for devices from here → OK
 - Your phone will display a list of any Bluetooth device(s) that it discovers in range and available to be paired. Select the name of the Bluetooth enabled device (e.g. BMWxxxx) with which you are pairing and press Select. Please note that the



Bluetooth enabled device name may first appear as “Handsfree”.

3. Type in a passkey on the handset first (on some BMW models, the passkey that is required for this step is fixed. See the car manual for the passkey. On all other cars the passkey can be selected by the user). Press trackball.
4. The Confirm Passkey dialog appears on the display of the car:



Repeat the passkey that was used on the handset to authenticate the handset and press Confirm passkey.

Limitations:

1. Pairing

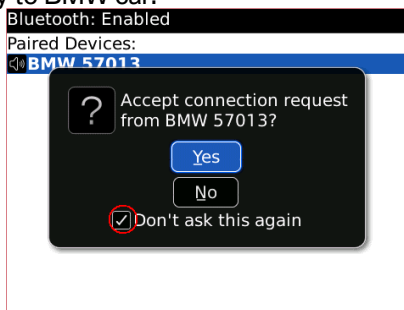
The user will be unable to carry out the initial pairing process on subsequent occasions in the following scenario:

- Handset is deleted from the vehicle pairing menu.
- Vehicle is not deleted from the paired devices menu located in the Bluetooth menu.

Recommended Action: Ensure that the handset is deleted from the vehicle's pairing menu, and the vehicle (i.e. BMW xxxx) tag is deleted from the paired devices menu, located in the Bluetooth menu of the handset.

2. Reconnection

After pairing is completed the device asks if the user wants to connect to BMW xxxx. Please check “Don't ask this again” checkbox, then select “Yes” and press Trackball. The phone will now reconnect automatically to BMW car.



3. Call Waiting is not completely supported

4. @-Symbol Character

On phonebook entries containing the @-symbol the @-symbol and following characters may not be visible in the car.

5. Possible 'pop' noise in the beginning of calls

User may experience 'pop' noise in the beginning of calls. Please use newest BlackBerry software to decrease and eliminate 'pop' noise.

6. Phonebook transfer

Users with Blackberry firmware older than 5.0 and enterprise account may have to follow steps below to get phonebook downloaded.



Go to Settings > Options> Security Options > General Settings then scroll down and select “Contact Book” and change the option from “Yes” to “No”.

The Blackberry handset may request that you to enter the Enterprise password before it makes the change.