




Nexus One

Carrier: T-Mobile

Software tested: 2.1

How to find the software version: On the Home screen touch the Launcher Icon  → **Settings** → **About phone** → **Firmware version**

Note: **BMW makes no guarantees or warranties as to the performance of each phone while connected to your BMW via Bluetooth® Wireless Technology. Furthermore, software releases by BMW, the phone supplier or the wireless carrier dated after testing might alter compatibility results.**



Vehicles compatible:

- 1 Series
- 3 Series
- 5 Series
- 6 Series
- 7 Series
- 7 Series
- X5
- X6
- Z4

Produced after

- September 2006
- September 2006
- September 2006
- September 2006
- March 2007 to September 2008
- November 2008
- October 2007
- October 2007
- March 2009

Pairing Instructions:

1. Set vehicle in pairing mode. For details please see the vehicle user's manual.
2.
 - To turn Bluetooth on at handset: On the Home screen touch the Launcher Icon  → **Settings** → **Wireless & networks** → **Bluetooth** → Press trackball to Turn ON
 - To search for Bluetooth devices: : On the Home screen touch the Launcher Icon  → **Settings** → **Wireless & networks** → **Bluetooth settings** → **Scan for devices**
 - Your phone will display a list of any Bluetooth device(s) that it discovers in range and available to be paired. Select the name of the Bluetooth enabled device (e.g. BMWxxxxx) with which you are pairing and press **Select**. Please note that the Bluetooth enabled device name may first appear as "Handsfree".
3. Type in a passkey on the handset first (on some BMW models, the passkey that is required for this step is fixed. See the car manual for the passkey. On all other cars the passkey can



4. be selected by the user). Press OK.
The Confirm Passkey dialog appears on the display of the car:



Repeat the passkey that was used on the handset to authenticate the handset and press Confirm passkey.

Limitations:

- 1. No entries from SIM card are visible in car kit**
Please copy entries from SIM card to the internal telephone directory.
- 2. @-Symbol Character**
On phonebook entries containing the @-symbol the @-symbol and following characters may not be visible to car.
- 3. Call Waiting is not completely supported**
- 4. Multi Party Call**
Cars equipped with Navigation systems produced after 09/2008 support Multi Party Call features.